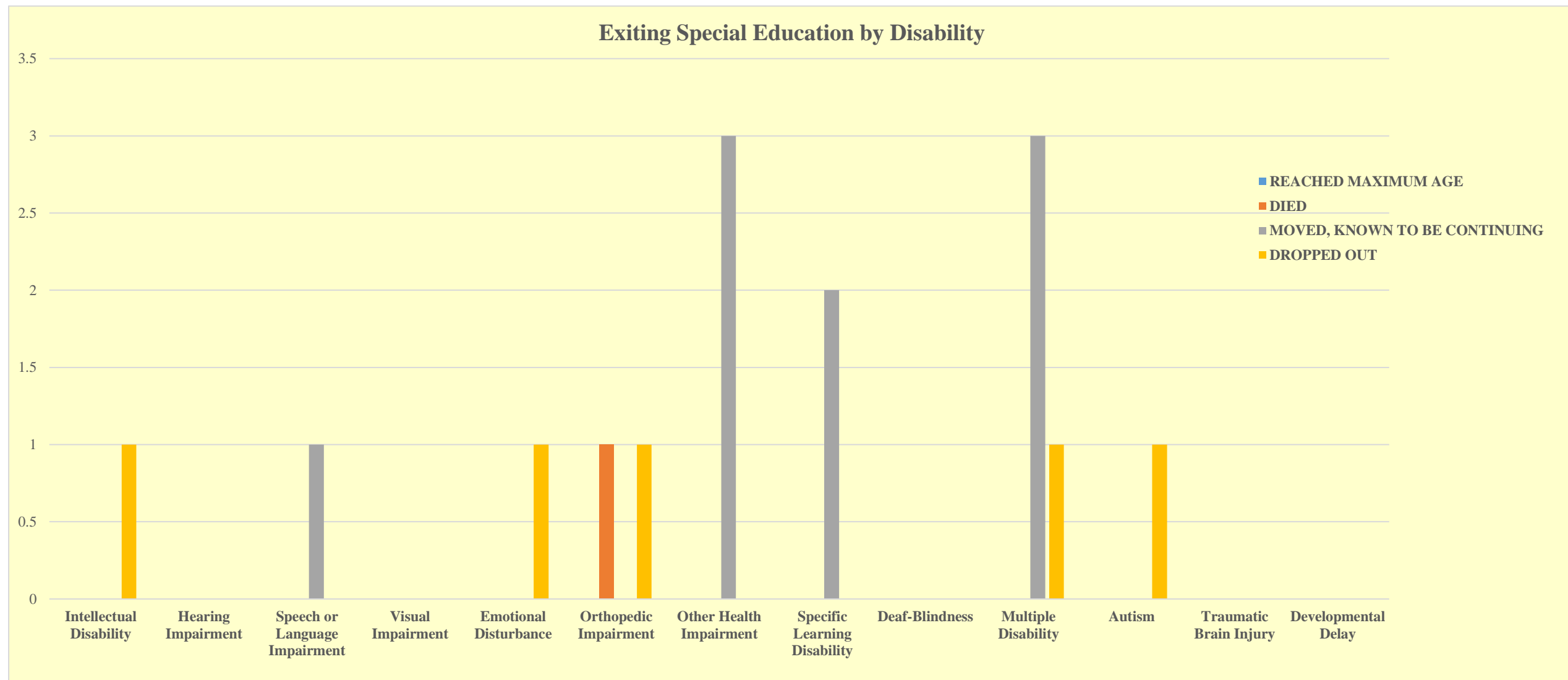


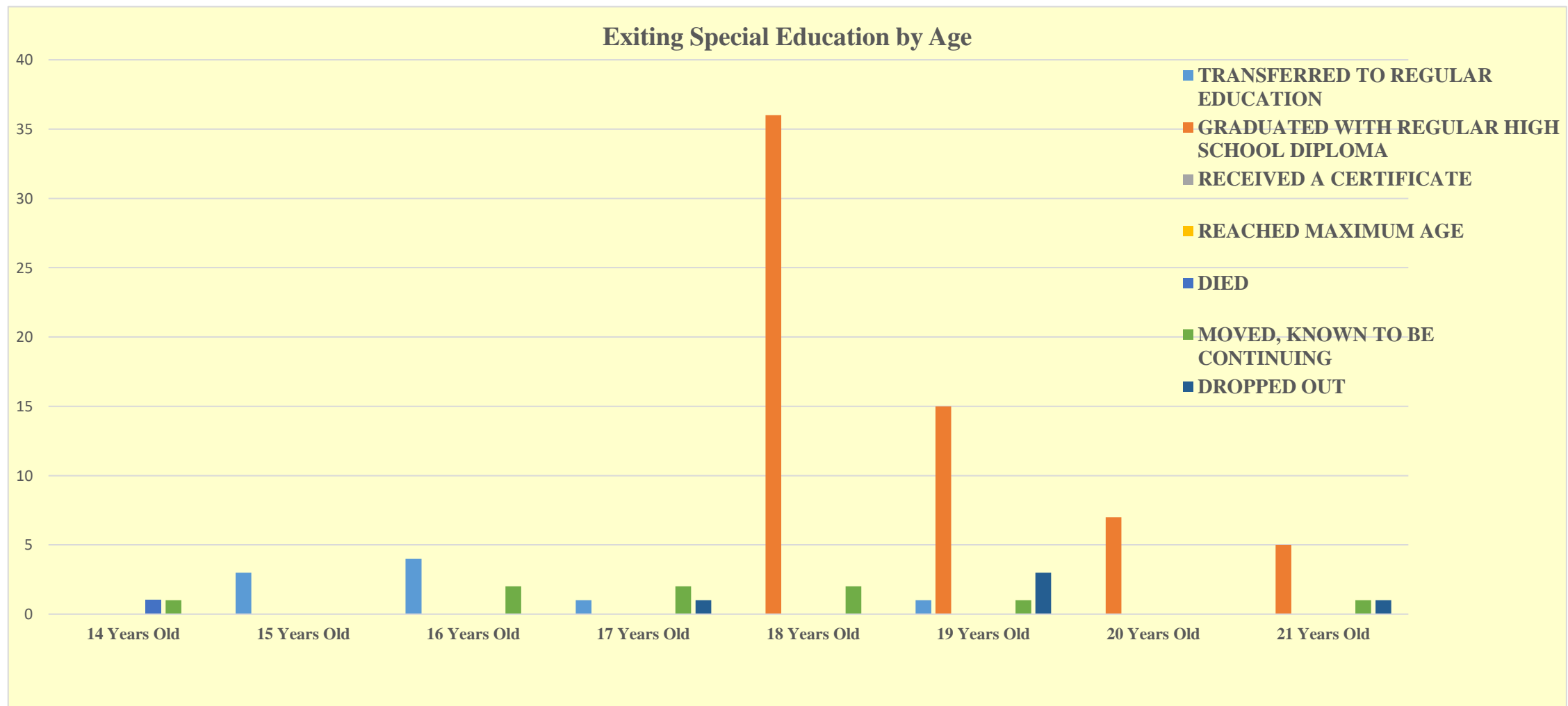
**CNMI PUBLIC SCHOOL SYSTEM
SPECIAL EDUCATION PROGRAM
2021 - 2022 EXITS**

BASIS OF EXIT	TRANSFERRED TO REGULAR EDUCATION	GRADUATED WITH REGULAR HIGH SCHOOL DIPLOMA	RECEIVED A CERTIFICATE	REACHED MAXIMUM AGE	DIED	MOVED, KNOWN TO BE CONTINUING	DROPPED OUT	TOTAL	TOTAL (Percent)
Intellectual Disability	0	10	NA	0	0	0	1	11	13%
Hearing Impairment	0	1	NA	0	0	0	0	1	1%
Speech or Language Impairment	0	0	NA	0	0	1	0	1	1%
Visual Impairment	0	0	NA	0	0	0	0	0	0%
Emotional Disturbance	1	0	NA	0	0	0	1	2	2%
Orthopedic Impairment	0	0	NA	0	1	0	1	2	2%
Other Health Impairment	1	10	NA	0	0	3	0	14	16%
Specific Learning Disability	6	26	NA	0	0	2	0	34	39%
Deaf-Blindness	0	0	NA	0	0	0	0	0	0%
Multiple Disability	0	7	NA	0	0	3	1	11	13%
Autism	1	9	NA	0	0	0	1	11	13%
Traumatic Brain Injury	0	0	NA	0	0	0	0	0	0%
Developmental Delay	0	0	NA	0	0	0	0	0	0%
TOTAL	9	63	NA	0	1	9	5	87	



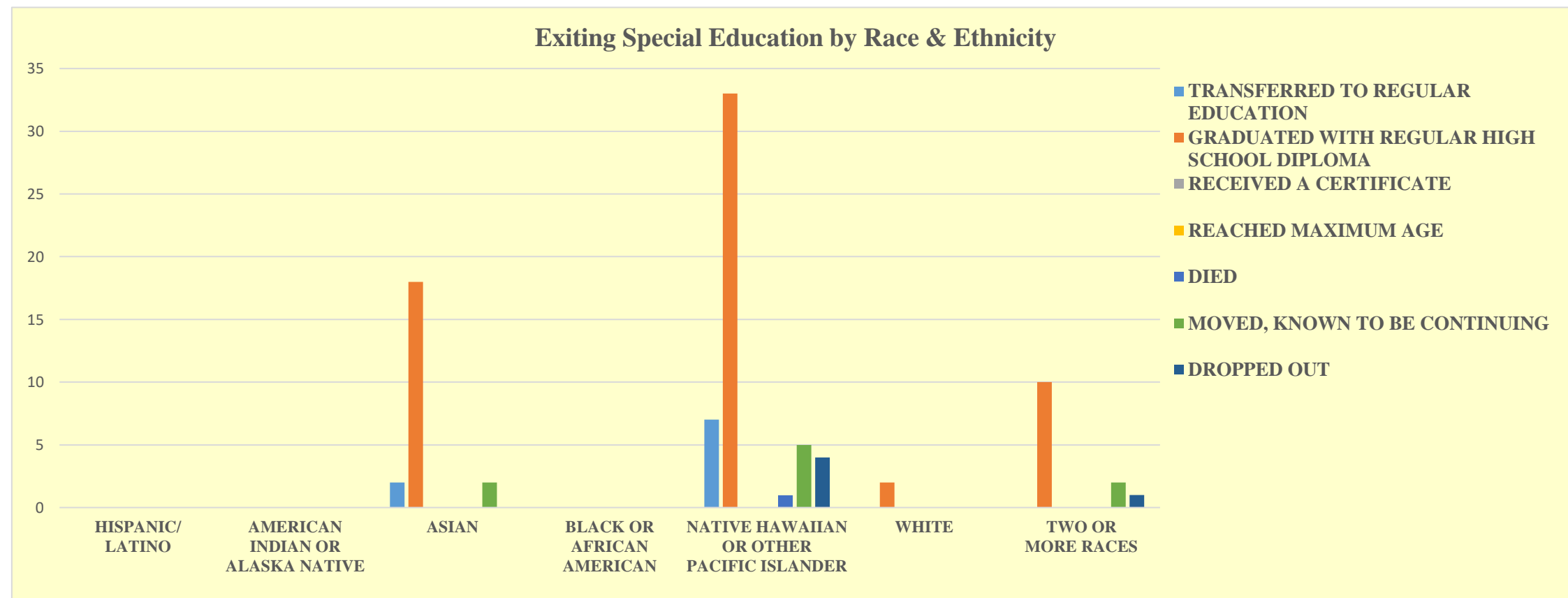
**CNMI PUBLIC SCHOOL SYSTEM
SPECIAL EDUCATION PROGRAM
2021 - 2022 EXITS**

BASIS OF EXIT	AGE								
	14 Years Old	15 Years Old	16 Years Old	17 Years Old	18 Years Old	19 Years Old	20 Years Old	21 Years Old	TOTAL
TRANSFERRED TO REGULAR EDUCATION	0	3	4	1	0	1	0	0	9
GRADUATED WITH REGULAR HIGH SCHOOL DIPLOMA	0	0	0	0	36	15	7	5	63
RECEIVED A CERTIFICATE	NA	NA	NA	NA	NA	NA	NA	NA	NA
REACHED MAXIMUM AGE	NA	NA	NA	NA	NA	NA	NA	0	0
DIED	1	0	0	0	0	0	0	0	1
MOVED, KNOWN TO BE CONTINUING	1	0	2	2	2	1	0	1	9
DROPPED OUT	0	0	0	1	0	3	0	1	5
TOTAL	2	3	6	4	38	20	7	7	87
TOTAL (Percent)	2%	3%	7%	5%	44%	23%	8%	8%	



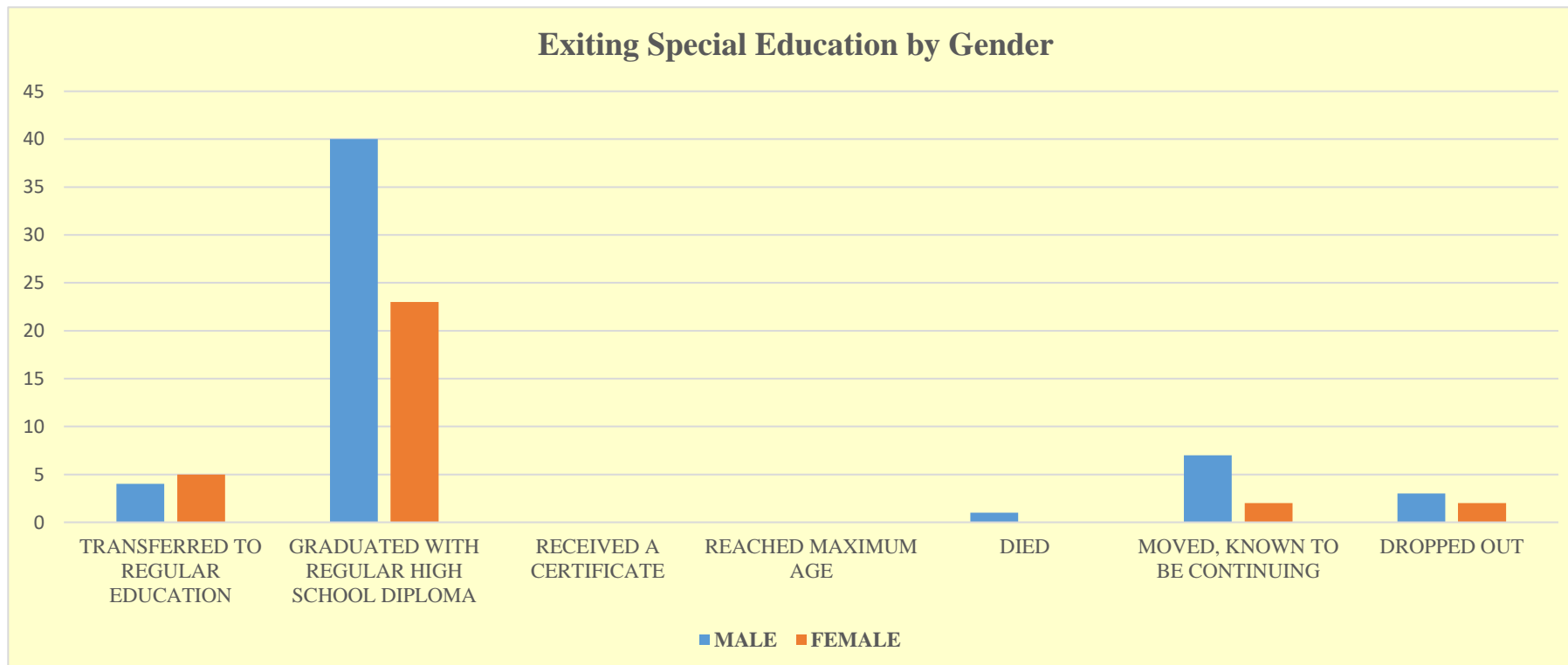
**CNMI PUBLIC SCHOOL SYSTEM
SPECIAL EDUCATION PROGRAM
2021 - 2022 EXITS**

BASIS OF EXIT	HISPANIC/ LATINO	AMERICAN INDIAN OR ALASKA NATIVE	ASIAN	BLACK OR AFRICAN AMERICAN	NATIVE HAWAIIAN OR OTHER PACIFIC ISLANDER	WHITE	TWO OR MORE RACES	TOTAL
TRANSFERRED TO REGULAR EDUCATION	0	0	2	0	7	0	0	9
GRADUATED WITH REGULAR HIGH SCHOOL DIPLOMA	0	0	18	0	33	2	10	63
RECEIVED A CERTIFICATE	NA	NA	NA	NA	NA	NA	NA	NA
REACHED MAXIMUM AGE	0	0	0	0	0	0	0	0
DIED	0	0	0	0	1	0	0	1
MOVED, KNOWN TO BE CONTINUING	0	0	2	0	5	0	2	9
DROPPED OUT	0	0	0	0	4	0	1	5
TOTAL	0	0	22	0	50	2	13	87
TOTAL (Percent)	0%		25%	0%	57%	2%	15%	



**CNMI PUBLIC SCHOOL SYSTEM
SPECIAL EDUCATION PROGRAM
2021 - 2022 EXITS**

BASIS OF EXIT	MALE	FEMALE	TOTAL	TOTAL (Percent)
TRANSFERRED TO REGULAR EDUCATION	4	5	9	
GRADUATED WITH REGULAR HIGH SCHOOL DIPLOMA	40	23	63	
RECEIVED A CERTIFICATE	NA	NA	NA	
REACHED MAXIMUM AGE	0	0	0	
DIED	1	0	1	
MOVED, KNOWN TO BE CONTINUING	7	2	9	
DROPPED OUT	3	2	5	
TOTAL	55	32	87	
TOTAL (Percent)	63%	37%		



**CNMI PUBLIC SCHOOL SYSTEM
SPECIAL EDUCATION PROGRAM
2021 - 2022 EXITS**

BASIS OF EXIT	LEP	NLEP	TOTAL	TOTAL (Percent)
TRANSFERRED TO REGULAR EDUCATION	0	9	9	
GRADUATED WITH REGULAR HIGH SCHOOL DIPLOMA	8	55	63	
RECEIVED A CERTIFICATE	NA	NA	NA	
REACHED MAXIMUM AGE	0	0	0	
DIED	0	1	1	
MOVED, KNOWN TO BE CONTINUING	2	7	9	
DROPPED OUT	2	3	5	
TOTAL	12	75	87	
TOTAL (Percent)	14%	86%		

